



Early Season BMSB in NJ Fruit Crops & Current Plans

BMSB Working Group 6/20-21/11

Dean Polk

Rutgers Cooperative Extension

2011 Programs

- Damage levels in Peach, Apple, Blueberry, Grape
- Comparison of monitoring procedures
- Spatial identification of damage
- 2011 Phenology
- Trap evaluation
- Insecticide programs &
 - Evaluation of grower programs

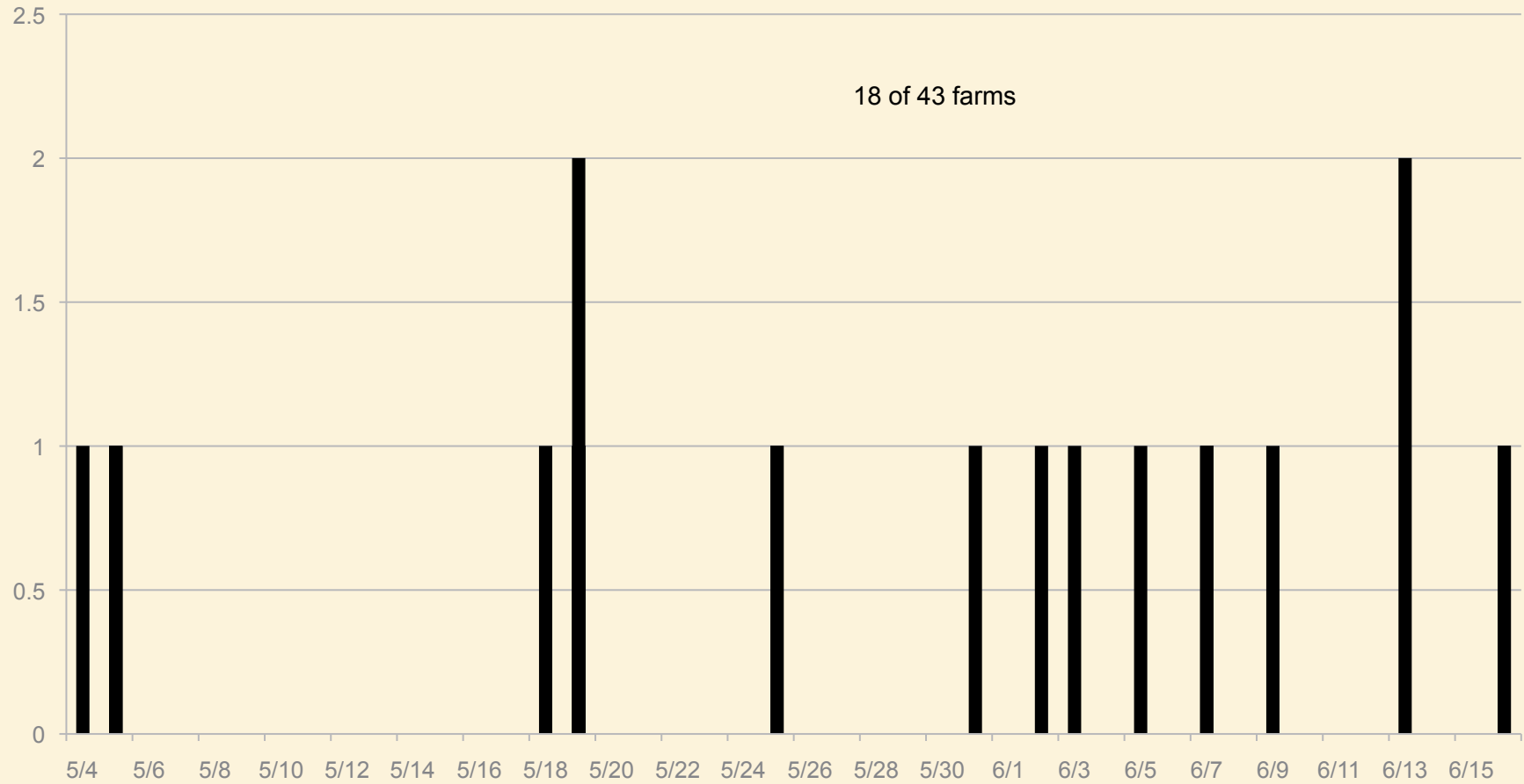
Other than tree fruit, what other crops?

- Blueberry
- Grape

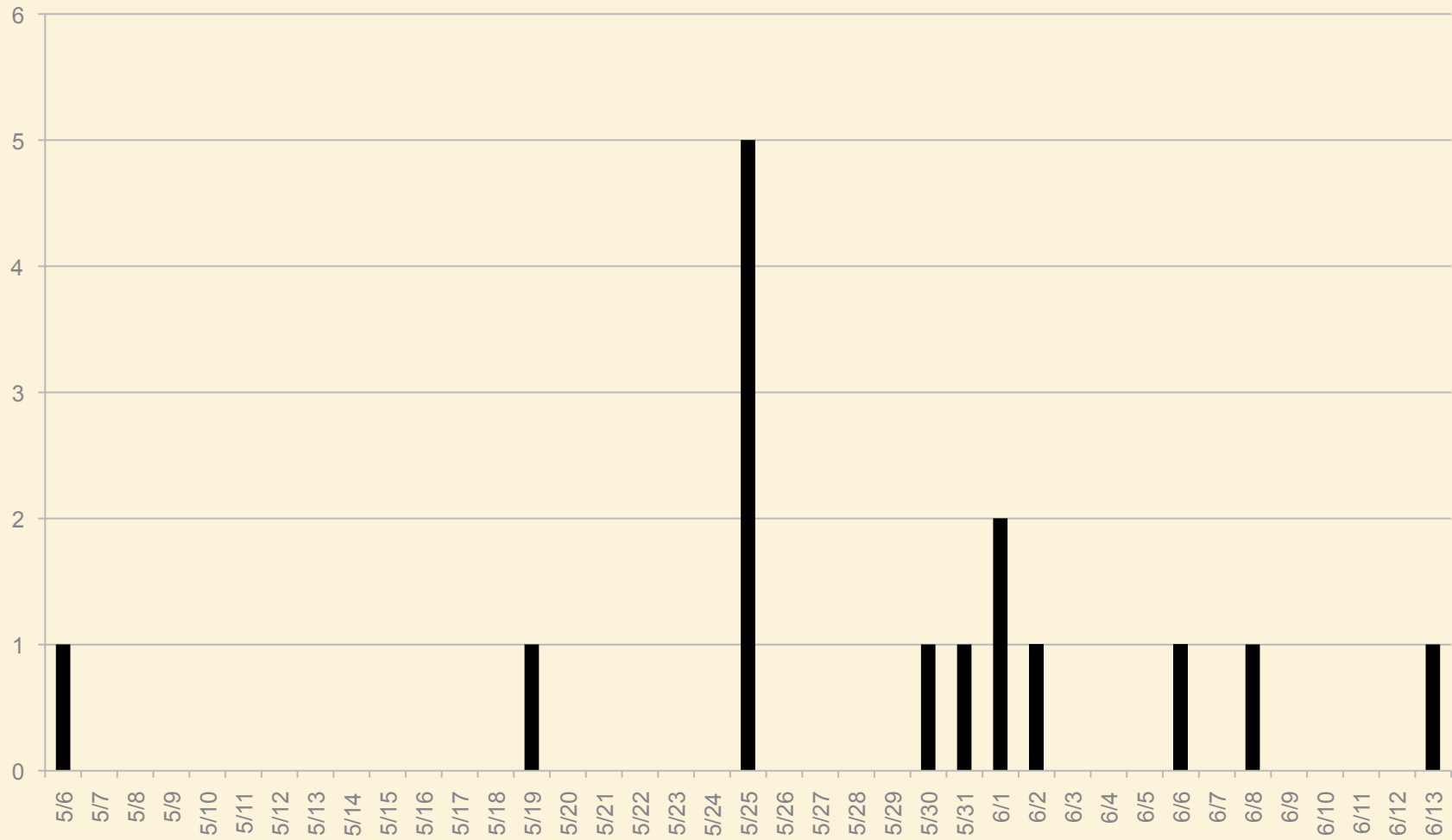
Blueberry - Beating tray vs. Timed Count



BMSB - Blueberry - Adults/3 min 06/20/11



BMSB - Blueberry - Adults/5 Beating Trays 06/20/11



Different Monitoring Methods

- 3 min timed count
- Beating tray
- Sweep sample (tree fruit), Cluster count (BB)
- Pyramid trap

Sampling Unit	No. of Sampling Units				Abbrev.			
Pyramid Trap	1 per farm site				PT			
3 Minute Count	1 per normal sample site				3MCT			
Ground Sweep	1 - 50 sweep sample per normal sample site - tree fruit				SWP			
Beating Tray Cou	3 beats per tray, 1 sample per normal sample site				BT			
Data Records	For each sampling unit, record the following data (no. egg masses only in 3 minute count).							
Date	Farm	Block or Field	Variety	Sample Unit	Egg Masses			
			Peaches		per 3 min.	BT	SWP	PT
3-May	Giamares	Church	Loring		*	0	0	0
10-May	Giamares	Church	Loring		0	0	0	0
17-May	Giamares	Church	Loring		0	0	0	0
24-May	Giamares	Church	Loring		0	0	0	0
31-May	Giamares	Church	Loring		0	0	0	0
7-Jun	Giamares	Church	Loring		0	2	0	0
13-Jun	Giamares	Church	Loring		0	0	0	0

Brown Marmorated Stink Bug Monitoring

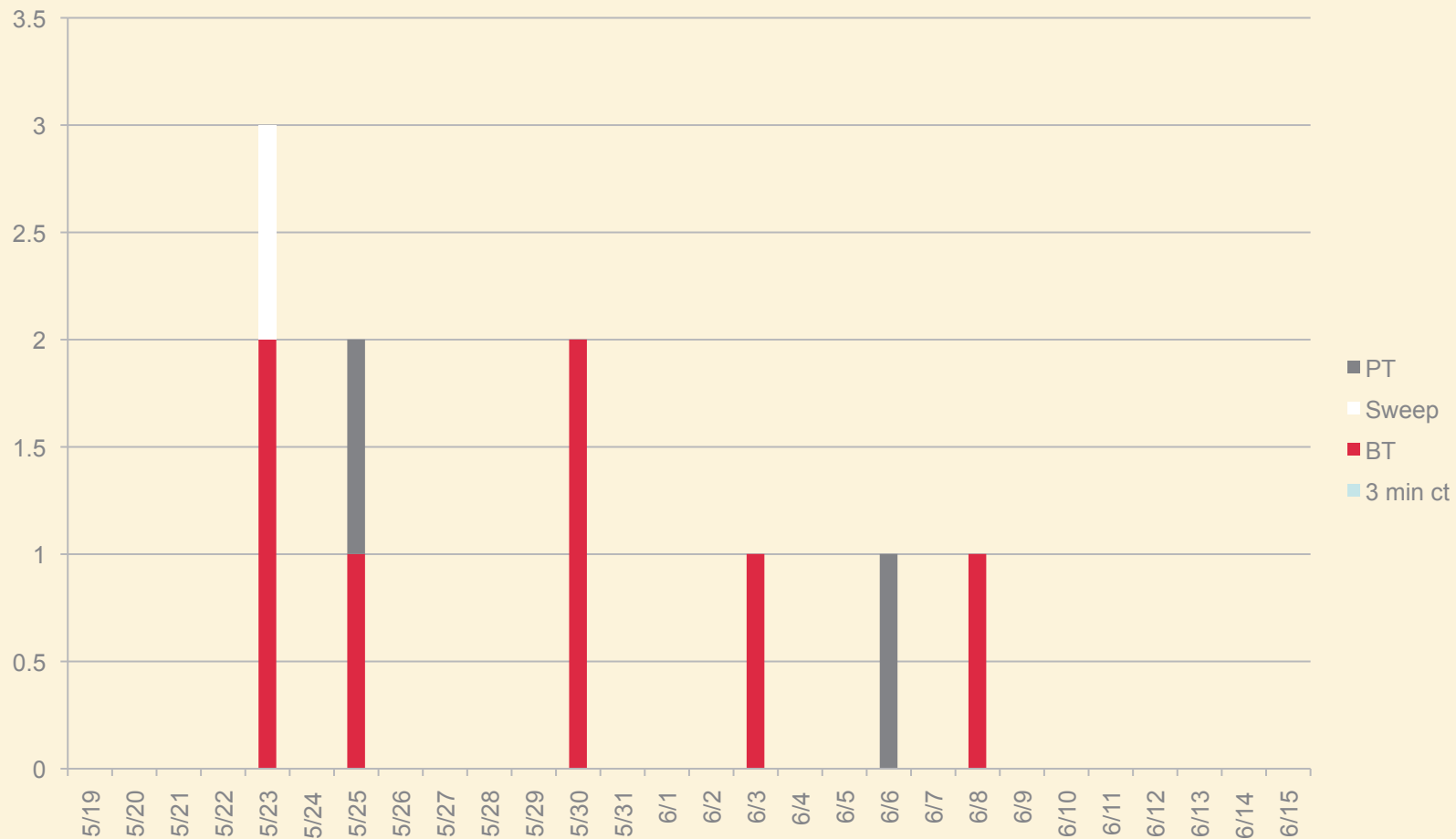
Sampling Unit	No. of Sampling Units	Abbrev.
Pyramid Trap	1 per farm site	PT
3 Minute Cour	1 per normal sample si	3MCT
Ground Swee	1 - 50 sweep sample per normal sample site - tree f	SWP
Beating Tray	(3 beats per tray, 1 sample per normal sample site	BT

Data Records For each sampling unit, record the following data (no. egg masses only in 3 minut

Date	Farm	Block or F	Variety	Sampl	Egg Masses			
					Unit	per 3 mir	BT	SWP
3-May	Jacomma	Bl # 10	mix		*	0	0	0
10-May	Jacomma	Bl # 10	mix		0	0	0	0
17-May	Jacomma	Bl # 10	mix		0	0	0	0
24-May	Jacomma	Bl # 10	mix		0	0	0	0
31-May	Jacomma	Bl # 10	mix		0	0	0	0
7-Jun	Jacomma	Bl # 10	mix		0	1	0	0
13-Jun	Jacomma	Bl # 10	mix		1	0	0	0

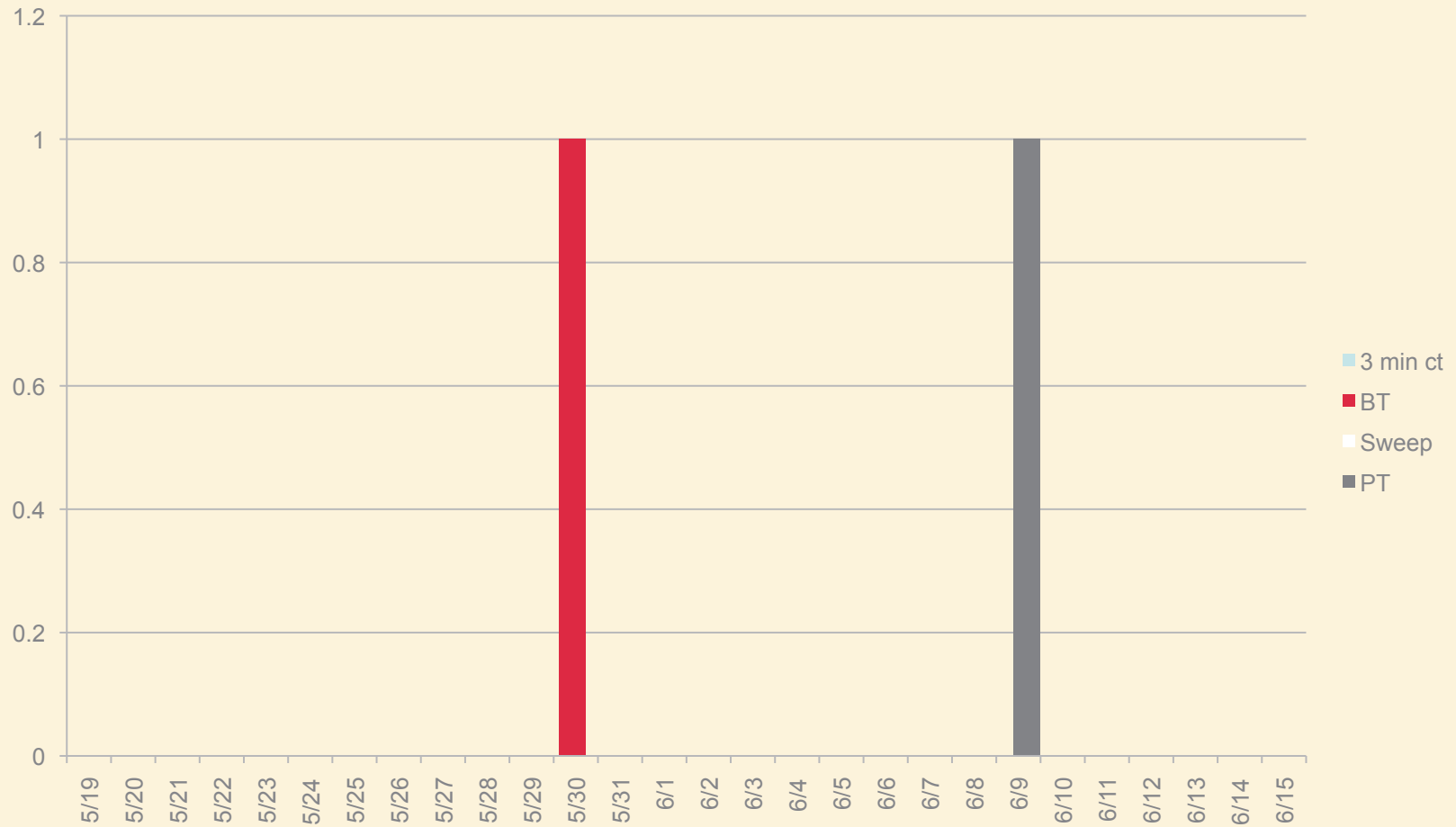
Perimeter Monitoring 4 Methods - Adults

06/20/11, n=53

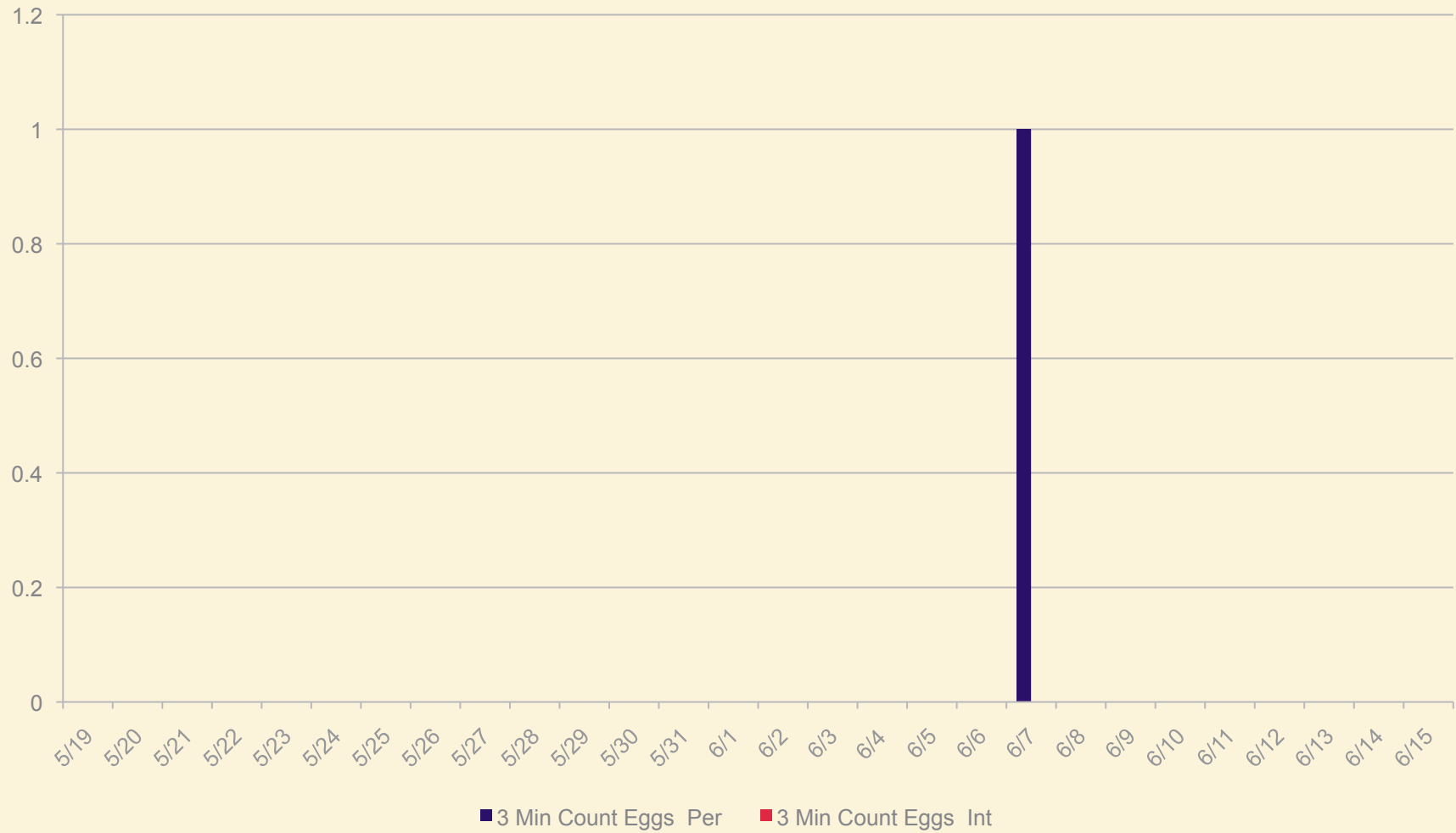


Interior Monitoring 4 Methods - Adults

n=53, 06/20/11



Egg Mass Counts 06/20/11



Trap Tests – 3 sites

Pyramid stock - 2011 pheromone

Pyramid stock - 2010 pheromone

Pyramid altered - 2011 pheromone

Pyramid altered - 2010 pheromone

Hanging stock - 2011 pheromone

Hanging stock - 2010 pheromone

Hanging altered - 2011 pheromone

Hanging altered - 2010 pheromone

Insecticide Programs

	Actara	early	
1st C	Thionex 3EC	endosulfan	3 pt
	Thionex 3EC	endosulfan	3 pt
2nd C	Belay	clothianidin	6 oz
	Lambda Cy	lambda cyhalothrin	5 oz
3rd C	Belay	clothianidin	6 oz
	Lambda Cy	lambda cyhalothrin	5 oz
4th C	Lannate SP	methomyl	1 lb
	Lannate SP	methomyl	1 lb
5th C	Lannate SP	methomyl	1 lb
	Lannate SP	methomyl	1 lb
6th	Baythroid	beta cyfluthrin	2.8 oz
	Baythroid	beta cyfluthrin	2.8 oz
7th	Danitol 2.4EC	fenpropathrin	20 oz
	Danitol 2.4EC	fenpropathrin	20 oz

Insecticide Use 2010

Farm	Date	Insecticide	Rate/A Form lb/pt
Ha	3/25	Damoil	32
Rome	4/1	Lorsban 4EC	2
	4/22	Imidan 70 WP	2.5
	4/28	Azinphos Methyl 50W	1.5
	5/7	Imidan 70 WP	2.5
	5/15	Imidan 70 WP	2.5
	5/15	Savey 50WP	0.19
	5/22	Imidan 70 WP	2.5
	5/30	Delegate	0.31
	6/5	Delegate	0.31
	6/5	Intrepid 2F	1
	6/21	Azinphos Methyl 50W	1
	7/5	Azinphos Methyl 50W	1
	7/19	Imidan 70 WP	2.5
	7/19	Portal	2
	8/3	Imidan 70 WP	2.5
	8/23	Imidan 70 WP	2.5

% BMSB Damage: 98.9 edge, 76.0 interior

- Surveying BMSB damage levels
- Collection of pesticide use records



Grapes 06/07/11